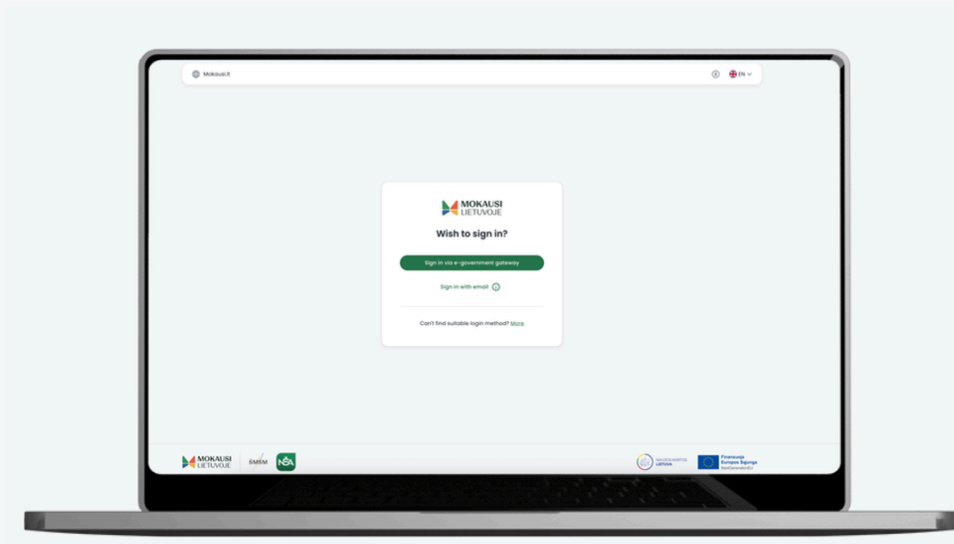




Application Instructions



Admission to Vocational Education and Training Programmes

V.3.0 2026-01



CPIS

Centralised Admission Information System for Education Programmes, accessible at the website [Mokausi.lt](https://mokausi.lt).



ELECTRONIC GOVERNMENT GATEWAY

A portal providing to access to administrative and public electronic services. Users wishing to submit applications to study under education programmes can authenticate using one of the methods provided on the Electronic Government Gateway portal. If you are unable to authenticate via the Electronic Government Gateway portal, read more [here](#).




WIZARD a progress bar in the CPIS information system that displays the progress of the application form, including completed and remaining steps until successful submission of the application.

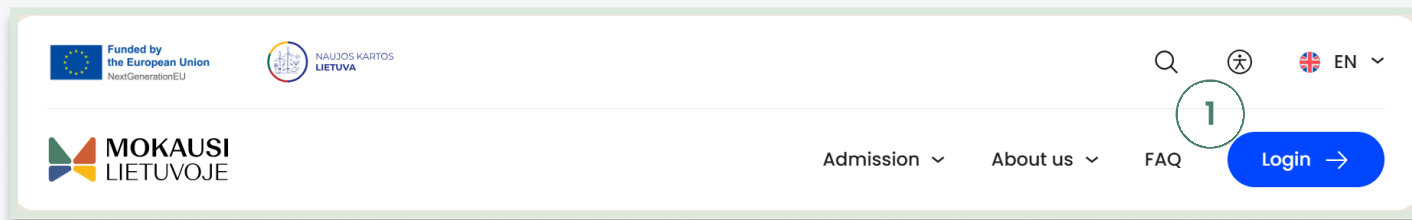



APPLICATION TO STUDY

An application submitted electronically via CPIS, through which an applicant applies to their preferred educational institutions and training programmes.


LOGIN TO THE CPIS

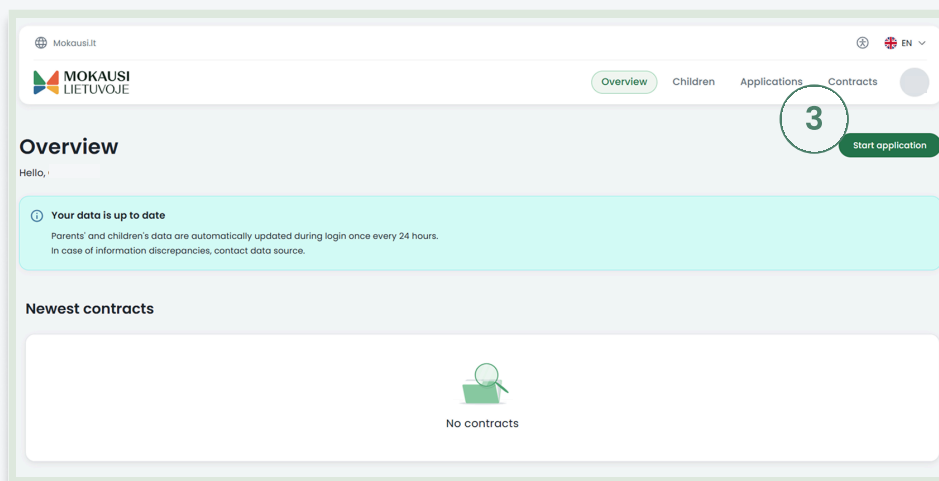
1. After visiting the [Mokausi.lt](https://mokausi.lt) website, click the button  located in the upper right corner of the screen.




2. On the page that opens, click the button . Use your available authentication method, e.g. electronic banking.



3. Once you agree to the privacy policy, you will be directed to the overview page. To begin filling out the study application, click the .



 If you are unable to authenticate via the e-Government Gateway, please contact the preferred vocational training institution for access. Learn more [here](#).

PERSONAL INFORMATION

1. Fill out the application information form:



Application information
Select the person, request type, and year of study

⚠ Vocational training is provided to students aged 14 and older.

1 Recipient of education services
Vardene Pavardene (37 m.)

2 Application type
Admission to a vocational training programme

3 Academic year
2025-2026

4 I confirm that I have read and agree to the [privacy policy](#).

5 Next →

1. Specify the service recipient.
2. Select the application type. Applicants to vocational education and training programmes should choose the application type Admission to a vocational education and training institution.
3. The academic year is filled in automatically.
4. Confirm that you have read and agree to the Privacy Policy.
5. Click the button **Next →**.

1.1. Provide your contact details:



Application submitter

Application submitter
Vardene Pavardene

Phone number
+370 000 00000

Contact email
vardene@mokausi.lt

1 Application Information
Recipient of education services
Vardene Pavardene
Application submitter
Vardene Pavardene
Application type
Admission to a vocational training institution
Academic year
2025-2026
SMSM Law acts

2

3

4 Next →

1. While completing the application, you will see a card containing application information. By clicking the active link on the card, you can review the admission rules in more detail.
2. Enter your mobile phone number.
3. Enter your email address. Notifications regarding changes to your application status will be sent to this address.
4. Click the button **Next →**.

3. Provide additional information




Providing additional information during the application process is not mandatory. Once you receive an invitation to study and conclude a training agreement with a vocational education institution, the required documents may be submitted to the relevant educational institution at the beginning of the academic year.

More detailed information about study opportunities for individuals with special educational needs can be found [here](#), and information on study opportunities for foreign nationals can be found [here](#).

The screenshot shows a form titled 'Additional information' with the subtitle 'Provide additional information (not mandatory)'. It contains several input fields, each with an 'Add' button and a circled number: 1. Work experience, 2. Medical certificates, 3. Special educational needs, 4. Recommendations from a Pedagogical psychological office or an Educational support office, 5. I am a foreign national, 6. Other/additional documents, 7. I intend to work while studying (checkbox), and 8. A 'Next' button. At the bottom, there are 'Close', 'Back', and 'Next' buttons.



1. If needed, indicate your work experience.
2. Provide medical certificate details.
3. Complete information on special educational needs.
4. Provide information about recommendations from the Pedagogical Psychological Service or the Education Support Service.
5. If you are not a Lithuanian citizen, expand this section and select the option that applies to you.
6. Add additional documents if needed.
7. Indicate whether you plan to work during your studies.
8. Click the button  .

4. Choose what you want to learn:

The screenshot shows the 'Educational institutions' selection screen. At the top, there is a search bar (1) and a 'Filter' button. Below, two program cards are visible. The first card (2) is for 'City Service Business Vocational Training Center' offering 'TR1 category tractor driving', with a green 'Funded by the state' tag. The second card (3) is for the same center offering a 'Java programmer module professional training program', with a yellow warning tag 'Entrance tests and assessment of motivation' and 'There is no state funding'. Each card has a 'Detailed information' button (4) and a 'Choose' button (5). At the bottom, there is a 'Close' button, a progress indicator '0/3', a 'back' button, and a 'Next' button (6).

1. To find a programme or module more easily, use the filters.
2. The type of programme or module funding is indicated.
3. If an entrance test is required for the programme, you will see a warning.
4. Detailed program or module information.
5. Select the desired programmes or modules.
6. Press the button **Next →**.



You can apply for a maximum of three vocational training programs or modules.

More up-to-date information related to admission can be found [here](#).

5. Review and edit your preference list:

Preferences

Initial educational program State funded

City Service Business Vocational Training Center
P42222222 - Automotive electrical equipment repairer modular vocational training program

Training location
City str. 84, City

I would like to get a dormitory accommodation

1 Priority number: 1 Detailed information Remove

Initial educational program Funded personally

City Service Business Vocational Training Center
P42444444 - Automotive electrical equipment repairer modular vocational training program

Training location
City str. 84, City

2 I would like to get a dormitory accommodation

3 Entrance test and assessment of motivation Choose

4 I would like to get a dormitory accommodation

5 Priority number: 2 Detailed information Remove

Close Back **Next**

Entrance test and assessment of motivation 3.1

Choose date, time, and location

Q Search...

Educational institution	Type	Date and time	Address/Link	Contacts	Comments	
Institution 1	Test for a developer	2025-07-02, 9:00	Remotely: Link	+37060000000	Required to login 5 min. before the session	Choose
Institution 2	Test for a tester	2025-07-02, 9:00	Remotely: Link	+37060000000	-	Choose

1. If necessary, change the priority order number of the educational institution or vocational training programme, where priority number 1 indicates the highest priority and priority number 3 the lowest.
2. Tick the box if you wish to receive accommodation in a dormitory. Detailed information about the dormitory allocation procedure will be provided by the vocational education and training institution.
3. If you choose a programme that requires an entrance test, at this step you can select and edit the date and time of the test (example 3.1).
4. You can delete programmes or modules included in the preference list and add other preferences.
5. After completing your preferences, click the button **Next** → .

How many invitations to study can you receive?

At each admission stage for vocational education and training programmes, you can receive **no more than one** invitation. Due to high competition or groups not being formed for certain programmes, it is recommended to indicate more than one preference in the application.

6. Review and submit your application

Overview
Verify your information and submit the application

Application information edit

recipient of education services
Vardene Pavardene

Academic year
2025-2026

Application type
Admission to a vocational training institution

Contact information edit

Application submitter
Vardene Pavardene

Phone no
+37000000000

Contact email
vardene@mokausi.lt

Education edit

General education programs

From applicant

High school - 2011

View

Additional information edit

No information added

Preferences edit

Initial educational program State funded

City Service Business Vocational Training Center
P44444444 - Automotive electrical equipment repairer modular vocational training program

Priority number 1 Training location City Art. 3, City

Initial educational program State funded

City School of Information Technology
T46666666 - Software tester modular professional training program

Priority number 2 Training location City al. 3, City

I confirm that the information provided in this application is correct, and I undertake to update it if any of the information changes

Close Back Submit

1. To edit information, click the Edit to the relevant information block.
2. Confirm that the provided information is correct.
3. Submit the application by clicking the button.
4. You will receive confirmation that the application has been submitted and will see a unique application number. You will also be informed about successful submission via a separate email.

4

You have successfully applied

We will inform you of any changes in the status of your submitted application by email.

Application information

recipient of education services
Vardene Pavardene

Application submitter
Vardene Pavardene

Academic year
2025-2026

Application type
Admission to a vocational training institution

Reference number
PR-P200000-00000

All applications

Where can I see the status of my application?

You can check the status of your application by logging in to CPIS and navigating to the APPLICATIONS section. You will also be notified by email if the status of your application changes.

Please have this number available when contacting our customer support regarding your application.

Admission dates can be found [here](#).