





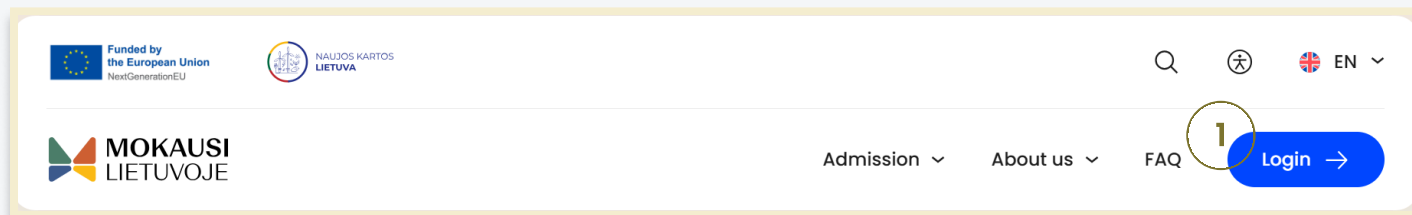
Instructions for filling out the application




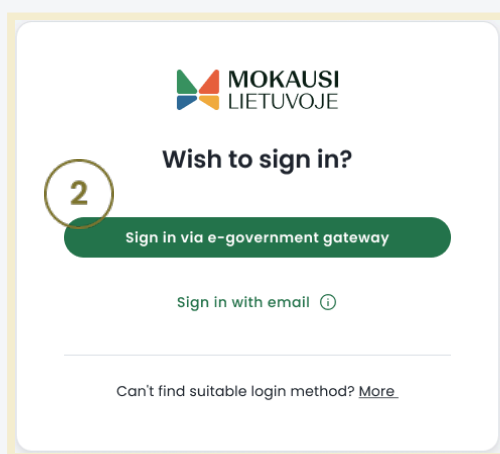
Admission to pre-school education programmes


V.2.0 2026-03

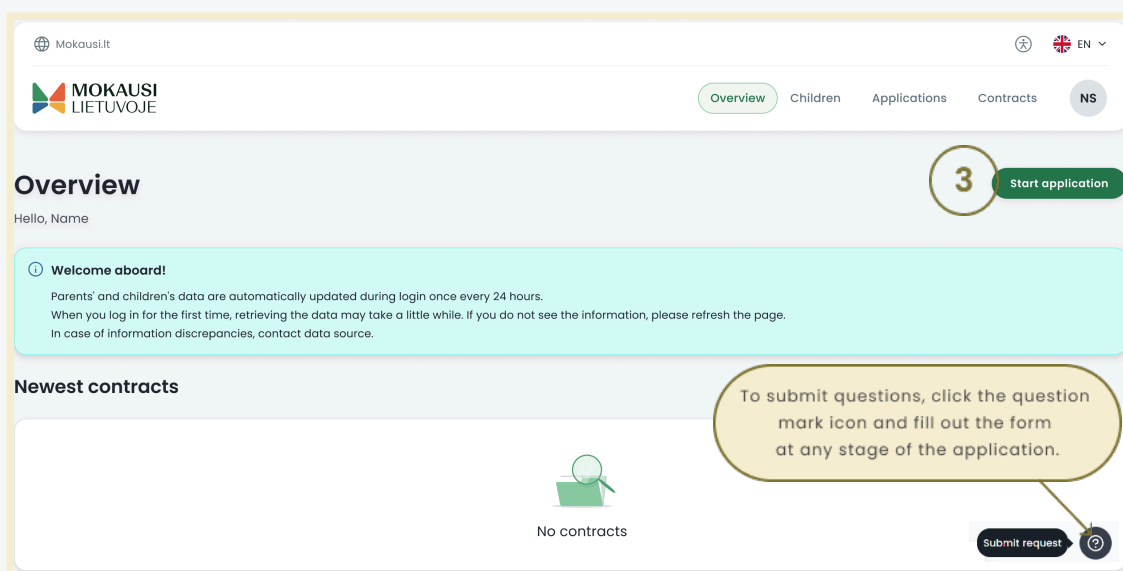
1. Visit the website Mokausi.lt and click the  button, located in the top right corner of the screen.




2. On the page that opens, click the button  and use your available authentication method, such as online banking.



3. After agreeing to the privacy policy, you will be directed to the overview page. Start filling out the application by clicking the  button.



 If you are unable to authenticate yourself through the e-Government Gateway, contact the municipality administration or education institution of your preference. Read more [here](#).

FILLING OUT THE APPLICATION

1. Fill out the application information form:

Contact details > Personal information > Educational institutions > Priority criteria > Overview

Application information

Select the person, request type, and year of study

1

2

3

4

Preschool education is provided to children under the age of 5. This includes 5-year-old children who will not reach the age of 6 during the current calendar year.

Recipient of education services
Name Surname (4 y.o.)

Application type
Admission to the pre-school education

Academic year
2026-2027

Planned start date of learning
2026-09-01

Close Next →

1. Specify the recipient of the educational services.
2. Select the type of application. Choose 'Admission to pre-school education programme'.
3. Select the academic year and, below, indicate the planned start of the studies.
4. Click the **Next →** button.

Application submitter

Application submitter
Name Surname

6

Phone number
+370 600 00 000

Contact email
name.surname@mokausi.lt

Application information

5

Recipient of education services
Name Surname

Application submitter
Name Surname

Application type
Admission to pre-school education institution

Academic year
2026-2027

[City municipality rules and regulations](#)

7

Close Next →

5. While filling out the application, you will see a card containing the application details. By clicking on the active link in the card, you will be able to review the admission procedure in more detail.
6. Provide your mobile phone number and email address. You will receive messages related to the submitted application at this address.
7. Press **Next →**

2. Review personal information:



Contact details



Personal information



Educational institutions



Priority criteria



Overview

Recipient of education services

Native language Additional native language (optional)

1

2 Does the person have severe or very severe special educational needs?
 Yes No

Declared address of residence **City street 1, City** Declaration date **2024-01-01**

3 The last educational institution attended

Parents (guardians)

Person **Name Surname**

Person **Name Surname** Declared address of residence **City street 1, City** Declaration date **2024-01-01**

4

Close ← Back Next →

1. While filling in the personal information about the recipient of the services, indicate their **native language** and **additional native language (optional)**.
2. Indicate whether the person has severe or very severe special education needs.
3. Indicate the last institution you attended (if any).
4. Having filled in the information, click the Next → button.

3. Specify preferences:

Educational institutions

Select educational institutions

ⓘ Select at least one educational institution in the area where you live.
Declared place of residence of the service recipient and at least one of their parents (guardians, carers): City street 1, City.

Educational institution

1

- Show only institutions with vacant seats
- Show only special needs institutions or groups of institutions in the educational institution selection

Learning language Educational institution

2

Class purpose

Distance to declared place of residence
2500 m

Vacant seats count
-

Note (optional) 0/300

Application completion and correction periods

Academic year
2026/2027

Application submitted
I acceptance stage

I acceptance stage
2026.03.02 - 2026.06.04

4

3

Priority number: 1

Cancel

Save

Educational institution

Choose

Educational institution

Choose

5

Close

← Back

Next →

1. Filter pre-school institutions according to specific needs.
2. Select the learning language, the educational institution and the purpose of the group.
3. You can change the order of the selected educational institutions. The institution marked with number 1 is the one you most wish to attend, number 2 is the institution you would choose if it was not possible to attend the first one, and so on.
4. When you have filled in all the fields for your first choice, click **Save** immediately.
5. Click **Next →** and proceed to the next step.

ⓘ In the "Note" field, you can enter your request to the educational institution.

Priority criteria
Priority criteria in the selected educational institutions and your general priority criteria

General criteria ⊕ Choose

Priority criteria ⊕ Choose
City nursery-kindergarten 📍 Service area

Walking distance to school: 500 m. Declaration date: -

1 from registers ✔ Criterion met
4.2.1. Įvaikinti vaikai, globotiniai, rūpintiniai (išskyrus atvejus, kai laikinoji globa nustatoma (globėjų, rūpintojų) prašymu).

2 from registers ✔ Criterion met
4.2.7. Asmenys, ilgiausiai gyvenantys ir gyvenamąją vietą deklaravę Mokyklai priskirtoje aptarnavimo teritorijoje.

I confirm that all priority criteria are included or that I do not have any.

Close ← Back Next →

1. If the priority criterion is obtained from the registers, you will see the label **from registers**

2. If priority criteria apply to you and the information was not obtained from the relevant registers, please justify the criteria by attaching supporting documents:

2.1. Open the criteria section and select the applicable criterion.

2.2. Upload the document supporting the criterion in the 'Documents' field.

2.3. To confirm the uploaded document, click **Upload**

3. Confirm that all priority criteria are included or that you do not have any.

4. Press the button **Next →**

The suitability of the documents will be assessed by the educational institution.

Priority criteria
City nursery-kindergarten

Select criteria

2.1. ⊕ Choose

5.1. Vaikai, kuriuos auginą vienas iš tėvų (globėjų, rūpintojų) (jeigu kitas yra miręs, teismo pripažintas dingusiu be žinios ar nežinia kur esančiu, teismo pripažintas neveikiančiu arba teismo sprendimu apribotos tėvystės teisės) ⊕ Choose

5.2. Vaikai su negalia bei vaikai, kurių vienas arba abu tėvai (globėjai, rūpintojai) yra asmenys su negalia ⊕ Choose

5.3. Dėlynukai, trynukai ir kiti daugiausia gimimo asmenys (primami kartu) ⊕ Choose

5.4. Asmenys iš daugia vaikų šeimų From registers

5.5. Asmenys, kurių broliai ir (ar) seserys (broliai ir (ar) seserės) prašymo pateikimo metu jau mokosi toje Mokykloje ⊕ Choose

5.6. Asmenys, kurie mokėsi, buvo ugdomi Mokykloje (buvo sudaryta mokymosi sutartis) ir pagelėjantys testuoti mokymąsi pagal aukštesnio lygmens programą toje pačioje Mokykloje ⊕ Choose

5.7. Užsienio valstybių diplomatinio korpuso darbuotojai, dirbančią Lietuvos Respublikoje esančiose diplomatinėse atstovybėse, Lietuvos Respublikos diplomatinio korpuso darbuotojai, sugrįžusių iš darbo užsienyje gyventi į Mokyklai priskirtą aptarnavimo teritoriją, ir Lietuvos Respublikos krašto apsaugos sistemos profesinės karo tarnybos karių, perkeltų gyventi į Mokyklai priskirtą aptarnavimo teritoriją, vaikai ⊕ Choose

5.8. Remigrantų vaikai, kurių tėvai buvo deklaravę išvykimą iš Lietuvos, tačiau apsisprendė grįžti gyventi į Lietuvą ir prieš savo prašymo pateikimą visus reikiamus dokumentus, patvirtinančius, kad jie su savo vaikais buvo išvykę gyventi į užsienį (išsiskelavę iš Lietuvos pažyma, vaiko mokymosi užsienyje pasiekimų pažyma) ir nuo grįžimo į Lietuvą nesimokė pagal jokią ugdymo programą Lietuvos Respublikos teritorijoje ⊕ Choose

Priority criteria ⊕ Choose
City nursery-kindergarten

2.2.


5.1. Vaikai, kuriuos auginą vienas iš tėvų (globėjų, rūpintojų) (jeigu kitas yra miręs, teismo pripažintas dingusiu be žinios ar nežinia kur esančiu, teismo pripažintas neveikiančiu arba teismo sprendimu apribotos tėvystės teisės).

Documents (0) ⊕ Upload document

Upload document ×

Click to upload a document or drag it here
pdf, jpg, png, arba .doc (max. 5Mb)

Choose

 🗑️

Document name 12/50
Confirmation document

2.3.

Cancel Upload

5. Review and submit the application:

✔ Contact details > ✔ Personal information > ✔ Educational institutions > ✔ Priority criteria > **Overview**

Overview
Verify and submit your application information

Application information 1 [edit](#)

Recipient of education services
Name Surname

Academic year
2026-2027

Admission type
Admission to pre-school education institution

Contact details

Application submitter
Name Surname

Phone number
+37060000000

Contact email
name.surname@mokausi.lt

Personal information [edit](#)

Recipient of education services

Native language
English

Additional native language (optional)
-

Declared address of residence
City street 1, City

Declaration date
2018-01-01

Does the person have severe or very severe special educational needs?
No

The last educational institution attended
-

Parents (guardians)

Person
Name Surname

Educational institutions [edit](#)

The declared place of residence of the education service recipient: City street 1, City

1. Educational institution [Service area](#)

Learning language
Lietuvių

Education institution
City nursery-kindergarten

Group program
Bendroji grupė

Note
-

Application completion and correction periods

Academic year
2026-2027

1 acceptance stage
2026.03.02 - 2026.06.04

Priority criteria [edit](#)

General criteria

Submitted by user

4.1. Asmenys, turintis sunkių judėjimo ir atramos funkcijos sutrikimų, ir vaikai, kurių bent vienas iš tėvų turi sunkių judėjimo ir atramos funkcijų sutrikimų.

Documents (1)

Document of incapacity

Priority criteria
City nursery-kindergarten [Service area](#)

From registers [Criterion met](#)

4.2.1. Įvairinti vaikai, globotiniai, rūpintiniai (išskyrus atvejus, kai laikinai globa nustatoma (globėjų, rūpintojų) prašymu).

I confirm that the information provided in the application is correct. I undertake to update the application if the information changes.

I confirm that I am familiar with the documents specified by the founder of the educational institution to which I am submitting my application and/or by the institutions themselves.

[City municipality rules and regulations](#)


[City municipality rules and regulations](#)

2 **3** **4**

[Close](#) [Back](#) [Submit](#)

1. To edit the information, click [edit](#) next to the relevant information field.
2. Confirm that the information provided is correct.
3. Confirm that you are familiar with the documents provided by the educational institution.
4. Submit the application by clicking [Submit](#)
5. Once you have submitted your application, you will see a unique application number.

You will be informed about the successful submission of your application via a separate email.

 **5**

You have successfully applied

We will inform you of any changes in the status of your submitted application by email

Application information

Recipient of education services
Name Surname


Application submitter
Name Surname

Academic year
2026-2027

Admission type
Admission to pre-school education institution

Application number
PR-000000-00000

[All applications](#)

 You can check the status of your application by logging into the CPIS and checking the "Applications" section. Once the application status is updated, you will also be notified by email.